

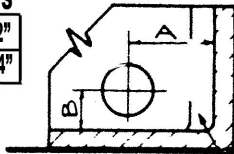


DRILLING TEMPLATE FOR CAST BOXES

Customer _____ Order # _____ Job _____

Sheet No. _____
Date _____
Reference _____

Conduit Size	MINIMUM SPACE BETWEEN CENTERS OF CONDUITS									
1/2"	4"	3 1/4"	3"	2 1/2"	2"	1 1/2"	1 1/4"	1"	3/4"	1/2"
3/4"	3 5/8"	3 1/4"	3"	2 5/8"	2 3/8"	2"	1 7/8"	1 5/8"	1 3/8"	1/4"
1"	4"	3 5/8"	3 3/8"	3"	2 3/4"	2 3/8"	2 1/4"	2"		
1 1/4"	4 1/4"	3 7/8"	3 5/8"	3 1/4"	3"	2 5/8"	2 1/2"			
1 1/2"	4 3/8"	4"	3 3/4"	3 3/8"	3 1/8"	2 3/4"				
2"	4 3/4"	4 3/8"	4 1/4"	3 3/4"	3 1/2"					
2 1/2"	5"	4 5/8"	4 3/8"	4"						
3"	5 3/8"	5"	4 3/4"							
3 1/2"	5 5/8"	5 1/4"								
4"	6"									



Recommended Conduit Locations for Lock Nut and Bushing Clearance

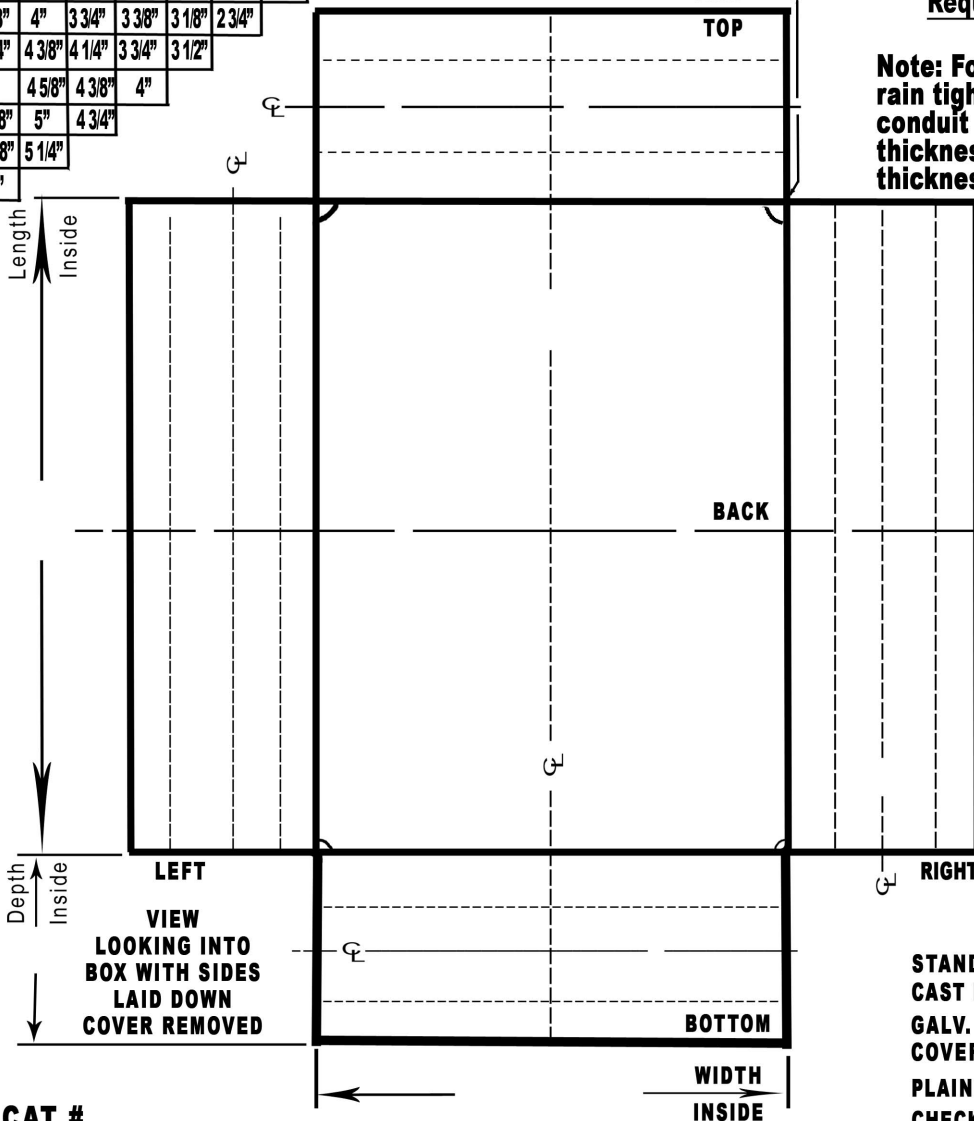
Conduit Size	1/2"	3/4"	1"	1 1/4"	1 1/2"	2"	2 1/2"	3"	3 1/2"	4"
From Wall "A"	1 1/4"	1 3/8"	1 5/8"	1 7/8"	2"	2 3/8"	2 5/8"	3"	3 1/4"	3 3/8"
Up from Bot "B"	1"	1"	1 1/8"	1 3/8"	1 1/2"	1 3/4"	2 1/8"	2 1/2"	2 7/8"	3 1/8"

Required Metal Thickness

For 5 Threads

Note: For explosion, dust and rain tight services order bossed conduit entrances where wall thickness of box is less than thickness required

CONDUIT SIZE	THICKNESS REQUIRED
1/2"	3/8"
3/4"	3/8"
1"	7/16"
1 1/4"	7/16"
1 1/2"	7/16"
2"	7/16"
2 1/2"	5/8"
3, 3 1/2"	5/8"
4, 4 1/2"	5/8"
5, 6"	5/8"



CAT # _____
SIZE (LxWxD) _____

QUANTITIES

BOX DRILLING DATA

- DRILLED (SLIP) HOLE
- DRILLED & TAPPED
- BOSS REQUIRED FOR 5 THREADS

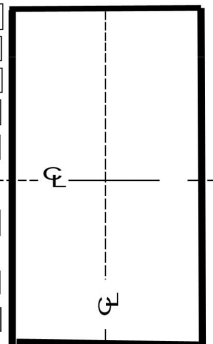
MOUNTING LUGS

- 4 MTG LUGS-STD SPACING
- MTG LUGS NOT REQ'D
- BOLT HOLE SIZE
- SPECIAL SPACING (SUPPLY SKETCH)

COVER DATA

- STANDARD-GALVANIZED CAST IRON COVER
- GALV. STEEL CHECKERED COVER (SC)
- PLAIN BRASS
- CHECK. BRONZE
- HASP
- SPECIAL GASKET

- DRILLED (SLIP) HOLE
- DRILLED & TAPPED
- BOSS REQD FOR 5 THREADS



HOPE ELECTRICAL PRODUCTS CO., INC.

3 Fairfield Crescent

West Caldwell, NJ 07006

973-882-7400 Fax 973-244-9292

www.hopeelectricalproducts.com